

**MEGMEET Electrical Co., Ltd**  
**MEGMEET Welding Technology Co., Ltd**

Add: 3rd Floor, Block C Unisplendour Information Harbor,  
Langshan Road, Shenzhen, Guangdong, 518057, China

www.megmeet.com (MEGMEET Electrical)

www.megmeet-welding.com (MEGMEET Welding Technology)

E-mail: welding@megmeet.com

Tel: +86-755-8660 0555

MEGMEET Germany GmbH

Add: Meisenstr. 94, 33607  
Bielefeld, Germany

Tel: +49 521 588 131 40

Email: welding@megmeet.com

MEGMEET Türkiye rtibat Bürosu

Add: Merkez Mah. Hasat Sok.  
No:52/1 Şişli - İstanbul

Tel: +90 538 334 94 88

Email: welding@megmeet.com

MEGMEET Electrical India Pvt Ltd

Add: Plot No. 140, Sector 7, IMT  
Manesar, Gurugram - 122052,  
Haryana

Tel: +91 12442 14460

Email: welding@megmeet.com

MEGMEET (Thailand) Co., Ltd

Add: 7/375 Moo 6, Tambon M  
abyangporn, Pluak Daeng,  
Rayong 21140

Tel: +66 (0) 33 012 666

Email: welding@megmeet.com

Follow us:



MEGMEET's strong technical strength, extensive industry application experience, relentless attention to customer needs, and the spirit of continuous innovation enable us to bring tailor-made products and solutions to help customers achieve greater success.

\*MEGMEET Welding Technology Co., Ltd is continuously striving to develop and innovate for new product. We reserves the right of changing the technical specifications and designs without notices in advance.  
Copyright 2023 © MEGMEET Welding Technology Co., Ltd

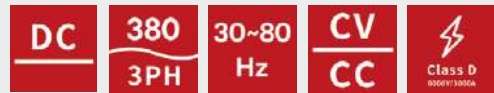


# Ehave-2 CM Series

Full-Digital IGBT Inverter  
Multifunction Welding Machine

# Ehave2 CM Series

CO<sub>2</sub>/MIG/MAG/DC TIG/MMA/Arc Gouging  
All-in-one Machine



## Product Features

- A variety of programs combined into one machine, supporting CO<sub>2</sub>/MAG/MIG/TIG/MMA/ Arc Gouging/Fast Weld and others, could be expanded to robotic welding power source, rich in functions to meet various application conditions;
- Equipped with more than 20 items of independent patented technologies including arc starting soft-transition control, TIG arc ignition energy control, higher reliability and better performance;
- Droplet cleaning detection and control technology is adopted to automatically remove the end of wire to improve arc start success rate and quality;
- Extensive expert welding database, up to 99 groups of welding parameters storage/calling channels with one-key calling and easy operability;
- RFID card-linking function, more convenient management of welding machine usage authority, seamless connection with Megmeet SMARC System(welding management system);
- Software up-gradable to ensure customers obtaining Megmeet foremost welding process conveniently;
- With welding current and voltage limiting function, upper/lower limits of welding current and voltage can be set to prevent operating outside WPS parameters;
- Welding voltage and welding current compensation function to guarantee the stability of long-cable welding and the consistency of actual values and preset values;
- Heat conduction efficiency of IGBT is increased by 50%, and whole series of Ehave-2 products meet the national standard of first-class energy efficiency, more energy-saving and environment-friendly, and carbon emissions is reduced.
- Lightning protection level reaches Class D, wide-range input voltage is more suitable for severe power grids, and can expand to work with generator;
- All models of Ehave-2 series are 100% rated duty cycle, supporting to weld stably at a distance up to 50 meters and suitable for industrial heavy-duty harsh environments.



## Ehave2 CM630B/500B/350B

- Carbon Steel  Stainless Steel
- DC CO<sub>2</sub> /MAG  DC MIG
- MMA  Arc Gouging
- Simple TIG  Fast Weld
- USB Upgrade Interface
- RFID  SMARC IOT

## Ehave2 CM630M/500M/350M

- Carbon Steel  Stainless Steel
- DC CO<sub>2</sub> /MAG  DC MIG
- MMA  Arc Gouging
- Simple TIG  Fast Weld
- USB Upgrade Interface
- RFID  SMARC IOT


Standard  Not Applicable



## Front Display Panel



Ehave2 (Basic Version) CM630B/500B/350B



Ehave2 (Multi-function Version) CM630M/500M/350M

## Multiple Function Options


**CO<sub>2</sub>/MIG/MAG**

- Support Synergic/Separate adjustment, automatic matching of key parameters to meet high-quality welding requirements;
- 0.8, 1.0, 1.2, 1.4, 1.6mm welding wire, and customized 2.0 and 2.4mm welding process(SP);
- MAG flux-cored carbon steel and MIG DC stainless steel is also weldable.


**Fast Mode Weld Function**

- Mainly suited to spot welding and short-seam welding, and welding speed is able to increase with this function.


**Simple DC TIG Function**

- Scratch start/lift-start function is available for multi-purpose usages;
- Extensive parameter settings are friendly for various welding operations from thin to medium plates;
- Through overlapping control of arc, loss of tungsten electrode can be reduced and success rate of arc starting can reach 100%.


**MMA Function**

- Switch to "MMA function" through internal menu, and supports welding electrodes with a diameter of up to 6.0mm and suitable for various acid-type and alkaline welding electrodes;
- Applicable for long cable with adjustable arc starting current and arc force.


**Arc Gouging Function**


- With the function of "arc gouging", carbon rods with maximum diameter of 12mm can be gouged (by 630A model) for all positions;
- Quick cleaning of welding roots and gouging of reworked welding seams.


**Application in Outdoor Power Generation Occasions (optional)**

- A voltage stabilization module is designed for outdoor power generation.







## Ehave-2 Communication Protocols with Robots

Function	TAST(Thru-arc Seam Tracking)	Touch Sensing		Communication Protocols with Robots					
		54V	Analog	DeviceNet	CANopen	MEGMEET CAN	EtherNet/IP	EtherCAT	Profinet
	●	●	○	○	○	○	⊕	⊕	⊕

● Standard    ○ Optional    ⊕ Customized

## Robotic Wire Feeder Specification

Machine Model	Model	Dimensions(L*W*H) mm	Welding Torch Connector	Weight
Ehave-2 Wire Feeder	WF1-50ZE	247.6x161.2x220.6	Euro Type (Default)	7.4kg
	WF1-50ZER	222.6x151.5x220.6	Japanese Type	7.15kg

## Ehave-2 Robotic Wire Feeder Selection

Welding Power Source	Model	Product Diagram
(500A as example)	Ehave2 CM630R Ehave2 CM500R Ehave2 CM350R	
	WF1-50ZE Euro Connector(Default)	
	WF1-50ZER Japanese Connector(Optional)	




Embedded-Type communication module supports multiple types of communication protocols





## Manual-type Wire Feeder Specification

Wire Feeder	LED Display (Multifunction Version)		LED Display (Basic Version)		Knob-Type Display	
	Printed Motor	Worm Gear <sup>[1]</sup>	Printed Motor	Worm Gear <sup>[1]</sup>	Printed Motor	Worm Gear <sup>[1]</sup>
Bracket Type	Single Drive/Double Drive*		Single Drive/Double Drive*		Single Drive/Double Drive*	
Adaptive Machine Model	Ehave2 CM630M/CM500M/CM350M		Ehave2 CM630B/CM500B/CM350B		Ehave2 CM630B/CM500B/CM350B	
Communication with Welding Machine	HP CAN	HP CAN	HP CAN	HP CAN	Analog	Analog
Wire Feeding Drive Control Way	HF BEMF Control	HF BEMF Control	HF BEMF Control	HF BEMF Control	HF BEMF Control	HF BEMF Control
Rated Current	5.5A	3.5A	5.5A	3.5A	5.5A	3.5A
Rated Voltage	24V	24V	24V	24V	24V	24V
Wire Feeding Speed	1.2~28m/min	1.2~28m/min	1.2~28m/min	1.2~28m/min	1.2~28m/min	1.2~28m/min
Wire Dimension	0.8~1.6	0.8~1.6	0.8~1.6	0.8~1.6	0.8~1.6	0.8~1.6
Welding Torch Default Connector <sup>[2]</sup>	Japanese Type	Japanese Type	Japanese Type	Japanese Type	Japanese Type	Japanese Type
Dimension	519mm×200mm×370mm					
Weight	9.6kg/10.5kg	8.7kg/9.6kg	9.6kg/10.5kg	8.7kg/9.6kg	9.6kg/10.5kg	8.7kg/9.6kg



LED Display  
(Multi-function Version)







LED Display  
(Basic Version)



Knob-Type Display

## Manual-type Ehave-2 Recommended Selection (500A As Example)

Manual-type Configuration	Model	Type	Product Diagram
Ehave2-B Series Default Configuration	Ehave2 CM500B	Basic Version	
	WF2-50ZPR	Single Drive/Printed Motor/ Knob-type Display	
Ehave2-M Series Default Configuration	Ehave2 CM500M	Multifunction Version	
	WF2-50ZPR-DM7	Single Drive/Printed Motor/LED Display(Multifunction Version)	

\* : Non-standard configuration, optional upgrade according to demand (wire spool cover could be added if required).

[1]: Worm Gear Motor: suitable for fast start/fast stop, high-rhythm welding operations

[2]: Japanese connector is defaulted and Euro connector is optional (should be noted in PO).

Optional Selections for Wire Feeder:

[1]: Wire spool cover;

[2]: Printed motor with double drive;

[3]: Worm gear motor with single/double drive;

[4]: Knob-type upgraded to LED display